

Waterproofing using impermeable concrete

1 ACO Floor drain/
ACO Flat roof drain

2 FRANK Wall collar

3 KG Pipe

Choosing FRANK wall collars to install with ACO drains in impermeable concrete





Please note

- The base structure must be crated in accordance with planning data.
- The covering both above and below the wall collar must be applied as instructed by the manufacturer, FRANK.
- The wall collar must be fitted according to the currently applicable fitting instructions from FRANK.
- If using the ACO Finor cleaning port and ACO floor drains Wal-Selecta ND 50 and ND 70, then the wall collar must be mounted on the sewage pipe.



ACO drains with FRANK wall collars

Order details

Drain section	Description	Nominal size	ACO Article No.	Can be combined with FRANK wall collars* Fittings kit Article No.
	Floor drains Wal-Selecta	ND 100	5086.10.00 5086.60.00 5087.10.00 5087.60.00 5187.10.00 5187.20.00 5187.60.00 5187.70.00	90 954 0225 01
	Floor drains Variant-CR	ND 70	9190.07.00 9192.07.00 9292.07.00 9390.07.00 9392.07.00	90 954 0125 01
		ND 100	9190.10.00 9192.10.00 9192.13.00 9292.13.00 9390.10.00 9392.10.00 9392.13.00 9292.10.00	90 954 0225 01
	Floor drains Easyflow	ND 50 ND 70 ND 100	2500.55.00 2500.55.77 2700.55.00 2700.55.77	90 954 0125 01
	Flat roof drains Spin (cast iron)	ND 70	5169.20.00	90 954 0125 01
		ND 100 ND 125 ND 150	7034.10.10 7035.10.10 7036.10.10	90 954 0180 01

*Proof of delivery

FRANK GmbH
 Starckenburgstraße 1
 D-64546 Mörfelden-Walldorf
 Tel. +49 6105 4085-0
 Fax +49 6105 4085-249
 www.frank-gmbh.de

ACO Passavant GmbH
 Im Gewerbepark 11c
 D-36457 Stadtlengsfeld
 Tel. +49 36965 819-0
 Fax +49 36965 819-361

www.aco-haustechnik.de

